

Ollie the Owl Learns About Surprise

Lesson Objective:

Students will learn about the feeling of surprise, understand its different forms, and practice recognizing and expressing their feelings of surprise.

Materials Needed:



- The story “*Ollie Learns About Surprise*”
- The song “*Ollie’s Surprise Song*”
- Ollie’s Wise Choices Poster
- Paper and pencils, crayons and markers, stapler/glue stick
- Activity 1- Surprised Face worksheet
- Activity 2- Surprise Picture Guess worksheet
- Home Connection Letter

Introduction to the Topic (10 minutes)

Greeting Outline:

- Welcome the children and have them sit in a circle (if applicable)
- Begin with a brief discussion on the feeling of surprise.

Greeting and Circle Time Teacher Script

- **Warm Welcome and Opening Discussion:**
 - “Today, we’re going to learn about a very special feeling that sometimes makes us jump, laugh, or even wonder. Can anyone guess what that feeling might be?”
 - (Allow children to share their thoughts and gently encourage anyone who may feel hesitant to participate.)
- **Discussion Starter**
 - “It’s called *surprise*! Surprise can happen anytime, and it makes us feel all sorts of things.”
 - “Raise your hand if you’ve ever felt surprised! Was it a happy surprise or something that made you a little nervous?”
 - “Would anyone like to share a time they felt surprised?” [Let a few children share their experiences.]
 - “Surprise can feel different for each person, and we can feel surprised by both good and unexpected things. Today, we’ll read about Ollie the Owl and how he learns about surprises.”

Read the Story (15 minutes)

Story Time Outline:



- Read the story “*Ollie the Owl Learns About Surprise*” aloud to the class
- Engage the children by asking questions during key parts of the story

Story Time Teacher Script:

Prepare the Students for the Story:

- a. “Now, we’re going to read a story called *Ollie the Owl Learns About Surprise*. Let’s all put on our ‘listening ears’ and get cozy so we can listen and see what surprises Ollie finds.”
 - b. (Read the story aloud, pausing at key moments to ask questions and engage the children.)
- **Read the Chapter with Emphasis on Key Moments:**
 - **While reading**, pause during key moments.
 - **Ask Questions:**
 - Who is the main character in the story?
 - What color is the forest where Ollie lives?
 - What feeling did Ollie have that confused him?
 - Who does Ollie go to when he doesn’t understand the feeling?
 - What does Grandma Owl say the feeling is called?
 - Can you make a surprised face like Ollie?
 - What kind of surprise did Ollie get on his birthday?
 - What kind of surprise made Ollie feel scared?
 - How does Buzz the Bee feel when it starts to rain?
 - What made Sammy the Squirrel feel surprised?

Ollie the Owl Learns About Surprise

In a forest green and bright,
Lived Ollie the Owl, with wings so light.
With feathers soft and eyes so wide,
He loved to play and often glide.

One day, Ollie felt a jolt,
A sudden feeling, like a bolt.
“What’s this feeling?” Ollie did muse,
It made him jump and left him confused.

Grandma Owl, so wise and kind,
Heard his question and didn’t mind.
“Ollie dear, that feeling in your eyes,
Is something special, called surprise.”

“Surprise can come in many ways,
On sunny or on rainy days.
Sometimes it’s good, sometimes it’s not,
But it’s a feeling we’ve all got.”

Ollie wondered, “When might it appear?
When do we feel surprise so clear?”
Grandma smiled and then she told,
Stories of surprises, new and old.

“When your friends throw a party, just for
you,
With games and cake, and fun things to do.
You feel a joy, a happy rise,
That’s a good and sweet surprise.”

Ollie thought of his last birthday,
When friends surprised him in a special
way.
They sang and danced, with gifts so bright,
It filled his heart with pure delight.

“But sometimes surprise can be a scare,
Like a loud noise or a big old bear.
It makes you jump, your heart beats fast,
Those surprises don’t always last.”

Ollie shivered, thinking of a night,
When a thunderstorm gave him a fright.
The loud boom made him feel small,
That surprise wasn’t fun at all.

“Everyone feels surprise differently,
What’s fun for you might scare a bee.
Buzz the Bee loves flowers bright,
But a sudden rain gives him a fright.”

Ollie nodded, starting to see,
Surprises vary, just like the sea.
For Betty Beaver, a new twig to find,
Is a surprise of the happy kind.

“For Sammy Squirrel, a hidden nut,
Found in the leaves, it’s a happy strut.
But if he falls from a branch so high,
That surprise might make him cry.”

Ollie learned, with Grandma’s guide,
About surprises, far and wide.
Good or bad, they come our way,
In different forms, on different days.

“So remember, Ollie, wise and bright,
Surprise is a feeling, day and night.
It’s okay to feel it, in your own way,
Just know it’s part of life’s big play.”

Ollie felt a warmth inside,
Understanding filled him with pride.
Surprise was special, wild, and true,
In many forms, it would come through.

So when you feel a sudden rise,
Know it’s a feeling called surprise.
Good or bad, it’s part of life,
Bringing joy or maybe strife.

Ollie the Owl, with heart so light,
Embraced surprise, day and night.
With Grandma's wisdom, he found delight,
In every jolt and sudden sight.

- **Post-Chapter Teacher Script**

“Today, we learned that surprise is a feeling that can pop up anytime—sometimes it feels happy and exciting, and other times it can feel a little scary or confusing. That’s okay! Just like Ollie learned from Grandma Owl, everyone feels surprise in their own way, and all those feelings are part of being you. So next time you feel a big surprise in your tummy or your heart, remember it’s a normal feeling—and it helps us learn, grow, and understand the world around us.”

4. Post-Chapter Questions

Ask these questions to help students reflect on the chapter and connect it to their own experiences:

- What is a surprise?
- Can surprises feel happy? Can they feel scary too?
- What are some examples of good surprises in the story?
- What are some examples of not-so-fun surprises?
- How did Ollie feel when he learned about surprise?
- Is it okay to feel surprised in different ways?
- How did Grandma Owl help Ollie understand his feelings?
- Can you remember a time you felt surprised? Was it a good or bad surprise?
- What can you do when a surprise feels a little scary?
- What did Ollie learn about surprises at the end of the story?

Sing the Song (10 minutes)



- Teach the children the “*Ollie’s Surprise Song*” song
- Sing the song together a few times, encouraging the children to join the actions.

“Friends, today we’re going to sing a fun song about a feeling we all have sometimes—**surprise!** Surprise can feel exciting or even a little bit scary, but it’s something we all experience. In this song, Ollie the Owl learns what it feels like to be surprised—and how surprises can come in all shapes and sizes! Let’s flap our wings, open our eyes wide, and get ready to sing and move along with Ollie!”

"Ollie's Surprise Song"

Hand Movements

[Verse]

Ollie the owl, one night, took flight
Flew through the stars in the bright moonlight,
Landed on a branch, feeling quite high
Then heard a noise that made him cry

Flap arms like wings)
Wiggle fingers above head like stars

[Verse 2]

His heart went thump, beatin' so fast
Wonderin' what happened at last
Eyes open wide, feathers all puffed
Whoa, Ollie felt surprised enough

Tap hand on heart
Palms facing up, shrug

Eyes wide, wide hands by face

[Chorus]

Surprised, oh surprised, feel that thump inside
Good or bad, it makes you jump real high
Surprised, oh surprised, eyes open wide
Feel the flutter, feel the thrill, excite

Eyes wide, wide hands by face
Jump
Eyes wide, wide hands by face
Flap hands

[Verse]

Ollie the owl flies home so quick
Feeling that surprise, oh what a kick
Sometimes it's fun, sometimes a fright
Surprises come morning, noon, and night

Flap arms
Palms on cheeks

[Verse 2]

He found a gift tied up with string
A forest friend had left the thing
Eyes open wide, feathers all puffed
Whoa, Ollie felt surprised enough

Eyes wide

[Chorus]

Surprised, oh surprised, feel that thump inside
Good or bad, it makes you jump real high
Surprised, oh surprised, eyes open wide
Feel the flutter, feel the thrill, excite

Eyes wide, wide hands by face
Jump
Eyes wide, wide hands by face
Flap hands

Song Wrap-up

- "Did you feel surprised by the song? What would you do if you were surprised by something like Ollie?"

Do an Activity (20 minutes)

- Students will engage in activities that help them identify the feeling of surprise.

Please choose from the following 2 activities:



Activity 1: Surprise Faces (15 minutes)

Introduce Activity

- “Now, we’re going to make our very own ‘Surprise Faces’! These faces will help us show what we look like when we feel surprised.”

Activity Instructions

- Hand out the “My Surprised Face” worksheet to each student.
- “Use crayons/markers to create your own surprised face. It can be a bad surprise or a good surprise. You decide. Then, make sure you add hair, nose, and mouth. Try to make it look as much like you as possible. Pay attention to the mouth, because that’s where you will decide if it’s a good surprise or not.”
- “As you work on your surprised face, think about the time you felt surprised. Was it a fun surprise or something unexpected?”
- “When you’re finished, we’ll go around the circle, and everyone can share their Surprise Face. Tell us about a time you felt surprised!”



Activity 2: Surprise Picture Guess(15 minutes)

Introduce Activity

“Now we’re going to play a surprise game on paper! You’ll see some mystery pictures on your worksheet. They’re covered up, but you can peek at a little bit of each one. Based on the small clue, you’ll guess what the surprise picture is!”

Activity Instructions

1. Distribute the Worksheets

Each worksheet has 4 **partially revealed images** (e.g., just a corner of a ball, the edge of a feather, or the tip of a toy animal). Kids will guess what the picture might be based on the visual clue.

2. Make Guesses and Reveal the Answers

Let children write or draw their guess next to each mystery image. Once everyone has made a guess, reveal the full picture (project on a whiteboard, show the teacher's key, or hand out the second half of the worksheet with full pictures).

3. Discuss Surprise Reactions

After each reveal, ask:

- “Were you surprised by what it really was?”
- “Was it what you guessed, or something totally different?”
- “How did it feel to be surprised?”

Wrapping it Up

Wrap Up the Lesson (5 minutes)

1. Review and Reflection Overview:

- After students complete their reflections, invite volunteers to share what they learned from their reflections.
- Encourage students to continue using the strategy in their daily lives

Review and Reflection Teacher Script



1. Gather in a Circle for Reflection:

- “Let’s all come back together in a circle.”

2. Closing

○ “Sometimes surprises come when we don’t expect them, just like in our guessing game. It’s okay to feel surprised! Surprises can make us curious, excited, or even a little confused. Today we had fun with gentle surprises—and

we got to practice being brave and thoughtful when we don't know what to expect!"

- "Would anyone like to share one thing they learned about surprise or a favorite part of the story, or activities?"

Home Connection Letter

1. Sending Information Home:

- "Before you go, I have a letter for you to take home that explains what we learned today in class."
- Hand out the letters as the children prepare to leave.

Parent Letter

Sending Information Home:

- Provide each child with a letter to take home to their parents explaining the lesson.

Dear Families,

Today in class, we learned about the feeling of surprise through the story "Ollie the Owl Learns About Surprise."

This story teaches children that surprise is a special feeling that can be happy or startling, and it's a natural part of life.

Here's what we learned:

- Understanding Surprise – Recognizing what surprise feels like and when we might feel it.
- Different Types of Surprises – Learning that surprises can be good or bad and are experienced differently by everyone.
- Expressing Emotions – Practicing how to express feelings of surprise through art and activities.

We practiced these concepts by making "Surprise Faces" and/or playing the "Surprise Picture Guess" game.


You can help reinforce this at home by encouraging your child to talk about what surprises them and how it makes them feel.

Thank you for your support!


With gratitude,




My Surprised Face



Surprised Picture Guess









Surprised Picture Guess

Answer key

